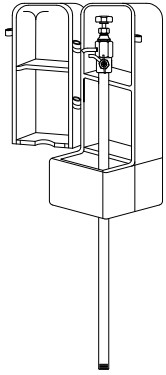
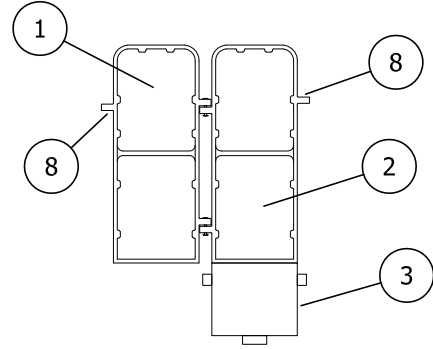


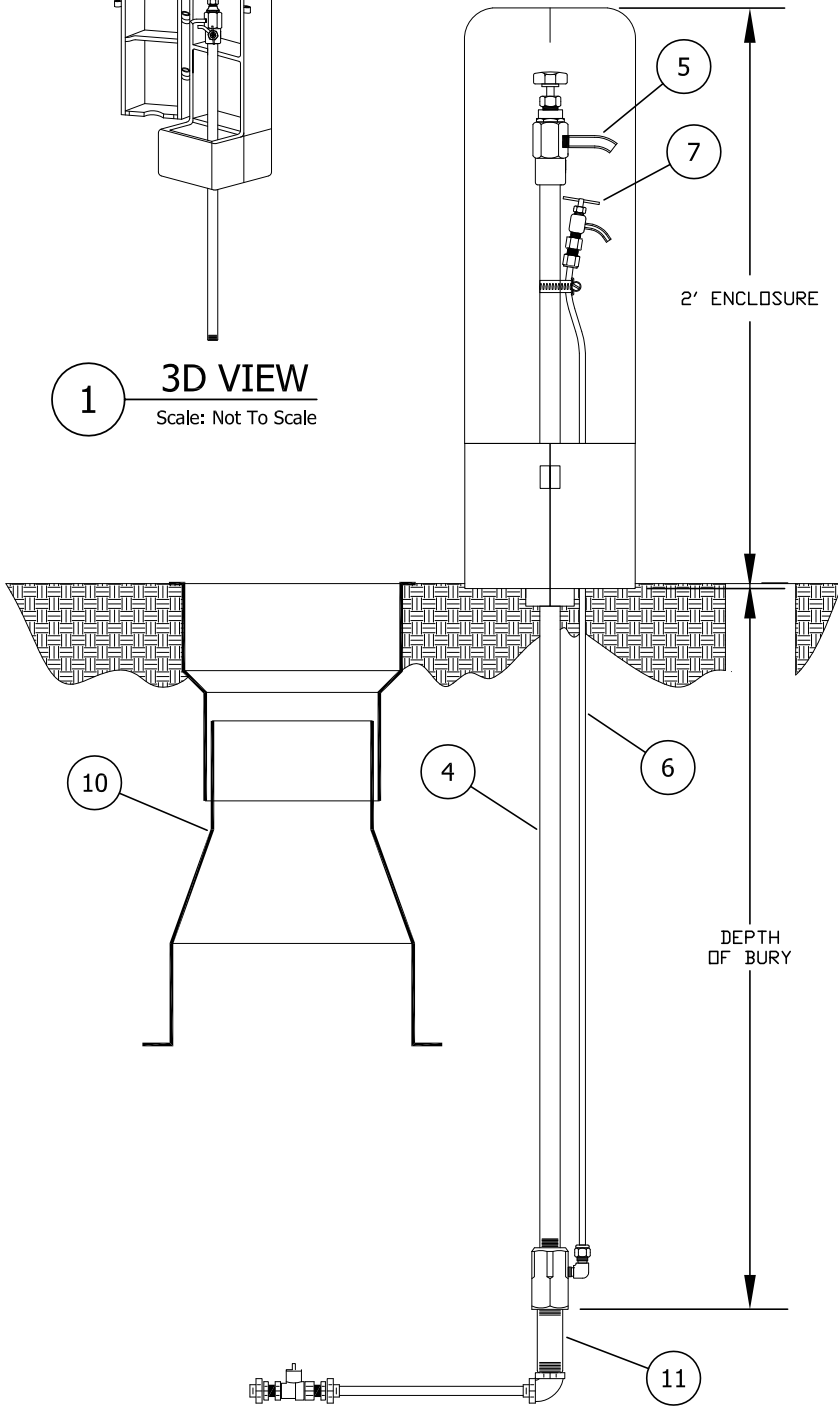
#88-SS SAMPLING STATION SPEC SHEET



1 3D VIEW
Scale: Not To Scale



2 ENCLOSURE OPEN VIEW
Scale: 3/4"=1'-0"



SAMPLING STATION SHALL BE _____' BURY, WITH A 3/4" FIP INLET, AND 7/16" UNTHREADED BLOW OFF AND SAMPLING BIBB.

STATION SHALL BE ENCLOSED IN A LOCKABLE, NON-REMOVABLE ALUMINUM BOX WITH HINGED OPENINGS.

WHEN OPEN, THE STATION SHALL REQUIRE NO KEY FOR OPERATION, AND ALL WATER FLOW SHALL PASS THRU AN ALL STAINLESS STEEL WATERWAY.

ALL WORKING PARTS SHALL BE OF STAINLESS STEEL AND SERVICABLE FROM ABOVE GROUND WITH NO DIGGING OR REPLACEMENT NEEDED.

A STAINLESS STEEL PET COCK WILL BE LOCATED BELOW THE SAMPLING BIBB TO ALLOW PUMPING OF ANY WATER REMAINING INSIDE THE STATION TO INSURE NON-FREEZING.

THE STATION SHALL BE MODEL #88-SS AS MANUFACTURED BY THE KUPFERLE FOUNDRY, ST. LOUIS MO. 63102 OR APPROVED EQUAL.

#88-SS SAMPLING STATION TO BE INSTALLED AT THE FOLLOWING LOCATIONS:

ITEM	ITEM / DESCRIPTION	NOTES
1	88 FRONT DOOR (COVER A)	
2	88 REAR DOOR (COVER B)	
3	88 BASE	2 PIECES
4	1/2" S.S. WATERWAY	
5	BLOW OFF & SAMPLING BIBB	
6	1/4" S.S. TUBING	
7	PET COCK	
8	LOCKING HOLE	
9	NOT USED	
10	VALVE BOX	BY OTHERS
11	3/4" S.S. NIPPLE	BY OTHERS

DRAWN
DCL

APPROVED
DCL

DATE
9/3/13

SCALE
1-1/2"=1'

Since 1857

KUPFERLE FOUNDRY COMPANY

2511 NORTH 9TH STREET, ST. LOUIS, MO 63102
314-231-8738 800-231-3990 FAX 314-231-2820
<http://www.hydrants.com>

DD/MM/YY	ISSUED FOR REFERENCE	THIS DRAWING IS THE PROPERTY OF THE KUPFERLE FOUNDRY COMPANY. IT IS NOT TO BE USED OR DUPLICATED WITHOUT PERMISSION OF THE OWNER.
DATE	STATUS / REVISION	#88-SS SAMPLING STATION